

SAM INDUSTRIES LTD.

CIN: L70102MP1994PLC041416



Works & Registered Office: Village Dakachiya, A. B. Road, Tehsil: Sanwer, District-Indore - 453 771 (M.P.) INDIA

Phone : 0091-731-4229717, Fax : 0091-731-4229724

Website : www.sam-industries.com, email : secretarial@sam-industries.com

13th November, 2019

To,

The Manager
Department of Corporate Services
BSE Limited
Phiroze Jeejeebhoy Towers,
Dalai Street,
Mumbai 400001

Scrip Code: 532005

Sub: Outcome of the 3rd Board Meeting for FY 2019-20 held on, 13/11/2019.

Dear Sir,

This is to inform you that the meeting of the Board of Directors of the Company was held on Wednesday, 13th November, 2019 at 16, B Builders Colony, Dhenu Market Road, Indore - 452003 Madhya Pradesh, had taken inter-alia, the following decisions:-

As per Regulation 33 and Regulation 30 of SEBI (Listing Obligations & Disclosure Requirements) Regulations, 2015, we are submitting the followings:

- 1.1 Un-audited Financial Results of the Company for the quarter and half year ended September, 30, 2019.
- 1.2 Limited Review Report for the Un-audited Financial Results for the quarter ended September 30, 2019.

The Board Meeting commenced at 2:00 P.M. and concluded at 5.00 P.M.

You are requested to take above intimation on your record and for further dissemination.

Thanking you.

Yours faithfully,

For Sam Industries Limited


Navin Patwa
Company Secretary



Encl: as above




Limited Review Report

To,
Sam Industries Limited,
Village: Dakachiya, A. B. Road,
Tehsil: Sanwer,
Indore – 453771 – (M. P.)

1. We have reviewed the accompanying statement of unaudited financial results of **Sam Industries Limited** for the quarter ended **30th September 2019**, being submitted by the Company pursuant to the requirements of Regulation 33 of SEBI (Listing Obligations and Disclosure Requirements) Regulations, 2015. This statement is the responsibility of the Company's Management and has been approved by the Board of Directors. Our responsibility is to issue a report on these financial statements based on our review.
2. We conducted our review in accordance with the Standard on Review Engagement (SRE) 2410, "Review of interim Financial information performed by the Independent Auditor of the Entity" issued by the Institute of Chartered Accountants of India. This standard requires that we plan and perform the review to obtain moderate assurance as to whether the financial statements are free of material misstatement. A review is limited primarily to inquiries of company personnel and analytical procedures applied to financial data and thus provide less assurance than an audit. We have not performed an audit and accordingly, we do not express an audit opinion.
3. Based on our review conducted as above, nothing has come to our attention that causes us to believe that the accompanying statement of unaudited financial results prepared in accordance with applicable accounting standards (Ind-AS) specified under Section 133 of the Companies Act, 2013 and SEBI circular number CIR/CFD/FAC/62/2016 dated July 05, 2016 and other recognized accounting practices and policies has not disclosed the information required to be disclosed in terms of Regulation 33 of the SEBI (Listing Obligations and Disclosure Requirements) Regulations, 2015 including the manner in which it is to be disclosed, or that it contains any material misstatement.

Place of signature: Indore
Date: 13th November 2019



For Manoj Khatri & Co.
Chartered Accountants
FRN No. 011546C

C. A. Ashish Jain
Partner
Membership Number: 403161
UDIN- 19403161AAAAEM8922

SAM INDUSTRIES LTD.

CIN: L70102MP1994PLC041416



Works & Registered Office: Village Dakachiya, A. B. Road, Tehsil: Sanwer, District-Indore - 453 771 (M.P.) INDIA
Phone : 0091-731-4229717, Fax : 0091-731-4229724

Website : www.sam-industries.com, email : secretarial@sam-industries.com

Statement of Unaudited Standalone Financial Results for the quarter & half year ended 30th September 2019

(Rs. in Lacs)

S. No.	Particulars	Quarter ended			Half year ended		year ended
		30.09.2019	30.06.2019	30.09.2018	30.09.2019	30.09.2018	31.03.2019
		Unaudited			Unaudited		Audited
I	Income						
i	Revenue from Operations	228.52	306.09	228.67	534.61	463.38	952.99
ii	Other Income	18.74	14.39	7.60	33.13	31.19	54.95
	Total Revenue (I)	247.26	320.48	236.27	567.74	494.57	1,007.94
II	Expenses						
a	Cost of materials consumed	-	-	-	-	-	-
b	Purchase of Stock-in-Trade	-	-	-	-	-	-
c	Changes in inventories of finished goods, stock-in-trade and work-in-progress	2.33	8.22	2.33	10.55	5.13	12.26
d	Employee benefits expense	46.61	45.07	47.28	91.68	95.45	190.10
e	Finance costs	7.97	9.55	2.48	17.52	4.01	17.03
f	Depreciation and amortisation expense	9.08	9.09	10.01	18.17	20.04	39.22
g	Other expenses	137.57	221.95	220.16	359.52	394.48	720.50
	Total expenses (II)	203.56	293.88	282.25	497.44	519.10	979.11
III	Profit/(loss) before exceptional items and tax (I-II)	43.70	26.60	(45.98)	70.30	(24.53)	28.83
IV	Exceptional Items	0.03	-	(0.02)	0.03	(0.02)	0.17
V	Profit/ (loss) before tax(III-IV)	43.67	26.60	(45.97)	70.27	(24.51)	28.66
VI	Tax expense:						
	(1) Current tax	19.00	35.73	(1.50)	54.73	12.50	42.80
	(2) Deferred tax	(1.00)	(1.00)	(1.40)	(2.00)	(3.00)	(36.79)
VII	Profit/(loss) for the period (V-VI)	25.67	(8.13)	(43.07)	17.54	(34.01)	22.65
VIII	Other Comprehensive Income	-	-	-	-	-	-
IX	Total Comprehensive Income for the period (VII+VIII) Comprising Profit (Loss) and Other comprehensive Income for the period)	25.67	(8.13)	(43.07)	17.54	(34.01)	22.65
X	Paid-up equity share capital (Face value: Rs.10/- per share)	1,108.85	1,108.85	1,108.85	1,108.85	1,108.85	1,108.85
XI	Earnings per equity share						
	(1) Basic	0.23	(0.07)	(0.39)	0.16	(0.31)	0.20
	(2) Diluted	0.23	(0.07)	(0.39)	0.16	(0.31)	0.20



SAM INDUSTRIES LTD.

CIN: L70102MP1994PLC041416





Works & Registered Office: Village Dakachiya, A. B. Road, Tehsil: Sanwer, District-Indore - 453 771 (M.P.) INDIA
Phone : 0091-731-4229717, Fax : 0091-731-4229724

Website : www.sam-industries.com, email : secretarial@sam-industries.com

Notes:

- 1 The above results have been reviewed by the Audit Committee and approved by the Board of Directors at their respective meetings held on 13 November 2019. The Auditors of the Company have carried out a 'Limited Review' of the result for the quarter ended 30 September 2019 only.
- 2 Losses in investment division are mainly due to diminution in value of investment.
- 3 The figures for the corresponding previous quarter have been restated / regrouped whenever necessary, to make them comparable.

Place: Indore
Date: 13/11/2019


FOR SAM INDUSTRIES LIMITED

KISHORE KALE
WHOLE TIME DIRECTOR
DIN:01743556



SAM INDUSTRIES LTD.

CIN: L70102MP1994PLC041416



Works & Registered Office: Village Dakachiya, A. B. Road, Tehsil: Sanwer, District-Indore - 453 771 (M.P.) INDIA

Phone : 0091-731-4229717, Fax : 0091-731-4229724


Website : www.sam-industries.com, email : secretarial@sam-industries.com

Information about Operating Segments:

(Rs. In Lakhs)

Particular	Quarter ended			Half year ended		year ended
	30.09.2019	30.06.2019	30.09.2018	30.09.2019	30.09.2018	31.03.2019
	Unaudited			Unaudited		Audited
1 Segment Revenue:						
A Welding	198.46	198.91	198.32	397.37	396.94	794.40
B Real estate	30.58	108.15	30.74	138.73	67.52	161.24
C Investment	18.22	13.42	7.21	31.64	30.11	52.30
D Unallocated	-	-	-	-	-	-
Total	247.26	320.48	236.27	567.74	494.57	1,007.94
Less : Inter Segment Revenue						
Net Sales/ Income from Operations (Total)	247.26	320.48	236.27	567.74	494.57	1,007.94
2 Segment Results						
(Profit)(+)/Loss (-) before interest and tax from each Segment						
A Welding	57.67	56.46	13.83	114.13	40.45	64.37
B Real estate	23.75	94.98	21.38	118.73	51.70	125.45
C Investment	11.63	(75.06)	(41.29)	(63.43)	(38.97)	7.89
D Unallocated	-	-	-	-	-	-
Total	93.05	76.38	(6.08)	169.43	53.18	197.71
Less: (i) Interest	7.97	9.55	2.47	17.52	4.00	17.03
ii) Other unallocable expenditure / (income) net off	41.41	40.23	37.42	81.64	73.69	152.02
iii) Un allocable Income	-	-	-	-	-	-
Total Profit before Tax	43.67	26.60	(45.97)	70.27	(24.51)	28.66
3 Capital Employed						
(Segment Assets)						
A Welding	2,202.19	2,178.61	2,117.81	2,202.19	2,117.81	2,167.80
B Real estate	281.46	283.80	299.42	281.46	299.42	291.62
C Investment	2,174.84	2,303.78	2,142.42	2,174.84	2,142.42	2,375.97
Total	4,658.49	4,766.19	4,559.65	4,658.49	4,559.65	4,835.39
4 Capital Employed						
(Segment Liabilities)						
A Welding	259.29	270.22	303.16	259.29	303.16	343.27
B Real estate	67.51	63.43	65.18	67.51	65.18	65.66
C Investment	132.75	258.26	30.78	132.75	30.78	243.05
Total	459.55	591.91	399.12	459.55	399.12	651.98
5 Capital Employed (Segment Assets - Segment Liabilities)						
A Welding	1,942.90	1,908.39	1,814.65	1,942.90	1,814.65	1,824.53
B Real estate	213.95	220.37	234.24	213.95	234.24	225.96
C Investment	2,042.09	2,045.52	2,111.64	2,042.09	2,111.64	2,132.92
Total	4,198.94	4,174.28	4,160.53	4,198.94	4,160.53	4,183.41

Place: Indore
Date: 13/11/2019



KISHORE KALE
WHOLE TIME DIRECTOR
DIN:01743556

SAM INDUSTRIES LTD.

CIN: L70102MP1994PLC041416



Works & Registered Office: Village Dakachiya, A. B. Road, Tehsil: Sanwer, District-Indore - 453 771 (M.P.) INDIA
Phone : 0091-731-4229717, Fax : 0091-731-4229724

Website : www.sam-industries.com, email : secretarial@sam-industries.com

Statement of Assets and Liabilities

(Rs. in Lakhs, unless otherwise stated)

Particulars	As at 30 September 2019	As at 31st March 2019
I ASSETS		
Non-current assets		
(a) Property, plant and equipment	70.87	78.15
(b) Capital work-in-progress	-	-
(c) Investment property	2,934.22	2,909.95
(d) Other Intangible assets	-	-
(e) Financial assets		
(i) Investments	753.12	911.43
(ii) Loans	-	-
(iii) Other financial assets	1.10	1.10
(f) Deferred tax assets (net)	-	-
(g) Other non-current assets	29.84	31.45
Total non-current assets	3,789.15	3,932.08
Current assets		
(a) Inventories	286.65	299.48
(b) Financial assets		
(i) Investments	-	-
(ii) Trade receivables	77.73	72.09
(iii) Cash and cash equivalents	5.42	6.74
(iv) Bank balance other than above	-	-
(v) Loans	428.14	441.19
(vi) Other financial assets	29.30	13.63
(c) Current Tax Assets (Net)	29.12	49.53
(d) Other current assets	9.08	5.67
Total current assets	865.44	888.33
Assets classified as held for sale	3.90	14.98
Total assets	4,658.49	4,835.39
II EQUITY AND LIABILITIES		
Equity		
(a) Equity share capital	1,119.98	1,119.98
(b) Other equity	3,002.25	2,984.72
Total equity	4,122.23	4,104.70
Liabilities		
Non-current Liabilities		
(a) Financial liabilities		
(i) Borrowings	4.71	14.03
(ii) Other financial liabilities	130.15	130.15
(b) Deferred tax liabilities (Net)	76.71	78.71
(c) Other non-current liabilities	-	-
(d) Provisions	4.39	4.39
Total non-current Liabilities	215.96	227.28
Current Liabilities		
(a) Financial Liabilities		
(i) Borrowings	132.74	173.05
(ii) Trade payables	6.84	86.45
(iii) Other financial liabilities	93.69	82.96
(b) Other current liabilities	86.25	160.17
(c) Current Tax Liabilities (Net)	-	-
(d) Provisions	0.78	0.78
Total Current Liabilities	320.30	503.41
Total Equity and Liabilities	4,658.49	4,835.39



FOR SAM INDUSTRIES LIMITED

Kishore Kale

KISHORE KALE
WHOLE TIME DIRECTOR
DIN:01743556

Place: Indore
Date: 13/11/2019

SAM INDUSTRIES LTD.

CIN: L70102MP1994PLC041416



Works & Registered Office: Village Dakachiya, A. B. Road, Tehsil: Sanwer, District-Indore - 453 771 (M.P.) INDIA
Phone : 0091-731-4229717, Fax : 0091-731-4229724

Website : www.sam-industries.com, email : secretarial@sam-industries.com

Standalone Financial Results for the period ended 30th September 2019

(Rupees in Lakhs)

1	CASH FLOW FROM OPERATING ACTIVITIES	For the period ended 30.09.2019	For the period ended 30.09.2018
	Net Profit before taxation	70.27	(24.51)
	<u>Adjustment for:</u>		
	Depreciation	18.18	20.04
	Interest Paid	17.50	3.97
	Interest received	(26.19)	(27.89)
	Dividend Received	(2.21)	(2.15)
	Profit/Loss on Sale of investments	37.62	0.98
	Provision for leave encashment and gratuity	-	1.00
	Provision for Diminution in value of Shares and assets	50.51	53.01
	Notional Rent	-	(0.18)
	Inventory written off	2.28	2.00
	Operating Profit before Working Capital Changes	167.96	26.26
	Increase/Decrease in Inventory	10.55	5.13
	Increase/Decrease in Trade and Other Receivables	(10.06)	122.57
	Increase/Decrease in Trade Payables	(192.43)	(52.79)
	Cash generated from Operations	(23.98)	101.17
	Income Tax	(34.33)	(41.37)
	NET CASH FLOW FROM OPERATING ACTIVITIES	(58.31)	59.80
2	CASH FLOW FROM INVESTING ACTIVITIES		
	Sale of investment	511.49	136.77
	Interest received	26.19	27.89
	Dividend received	2.21	2.15
	Purchase of Fixed Assets	(35.16)	(32.45)
	Purchase of Investment	(441.31)	(189.14)
	Sale of Asset	11.08	-
	NET CASH FLOW FROM INVESTING ACTIVITIES	74.50	(54.78)
3	CASH FLOW FROM FINANCING ACTIVITIES		
	Interest Paid	(17.50)	(3.97)
	NET CASH FLOW FROM FINANCING ACTIVITIES	(17.50)	(3.97)
	NET INCREASE IN CASH AND CASH EQUIVALENTS	(1.32)	1.05
	Cash and Cash Equivalents at the beginning of the period	6.74	6.01
	Cash and Cash Equivalents at the end of the period	5.42	7.06

For and on behalf of the Board of Directors



Kishore Kale
Kishore Kale
Whole Time Director
(DIN: 01743556)